

IOWA GUIDE TO LONG-TERM CARE INSURANCE

THE TIME TO
EXPLORE YOUR
INSURANCE
OPTIONS IS NOW.




Long- Term Care

INSURANCE



This project was supported, in part by grant numbers 90SAPG0070 and 90MPPG0046, from the U.S. Administration for Community Living, Department of Health and Human Services, Washington, D.C. 20201. Grantees undertaking projects under government sponsorship are encouraged to express freely their findings and conclusions. Points of view or opinions do not, therefore, necessarily represent official





CONTENTS

Using This Guide	1
Paying For Long-Term Care	2
Is Long-Term Care Insurance a Suitable Purchase for You?	3
Shopping Tips.....	6
How to Shop for Long-Term Care Insurance	7
Types of Long-Term Care Insurance	7
Company and Agent Information	8
What Does the Policy Cover?	9
How Much Will the Policy Pay?.....	11
How Do You Qualify for Benefits?	14
Other Policy Features.....	17
Annual Cost	21
Other Questions for Long-Term Care Hybrid Products.....	22
Consumer Protections	26
Insurance Complaints.....	27
Long-Term Care Policy Checklist.....	28

USING THIS GUIDE

The Iowa Senior Health Insurance Information Program (SHIIP) has developed this guide. It will help you understand long-term care (LTC) and the insurance options available to protect you from the cost of long-term care services.

The decision to buy long-term care insurance is an important financial decision that should not be rushed. Take a moment to review the table of contents above for an overview of this guide. Take your time and read the guide carefully.

Determine whether buying a policy is a good option for you.

Start with a personal assessment using the information on pages 3-5.

Beginning on page 28 is a checklist for

use in evaluating and comparing long-term care policies. You may already have a policy or may be shopping for a first time policy. In either case, the checklist will help you review your information. The entries in the checklist are in the same order as the information in the guide.

If you have questions or need help evaluating policies, contact SHIIP/ SMP for free and confidential assistance.

1-800-351-4664

(TTY 1-800-735-2942)

What is long-term care?

Long-term care is the range of medical and social services provided to people with chronic or prolonged illnesses, disabilities or cognitive impairments.

People often think of long-term care as strictly nursing home care. The term actually refers to a variety of care situations and services. Besides nursing home care, there is assisted living, home health care, continuing care retirement communities, hospice care, physical therapy and more.

How can you pay?

Medicare does NOT cover long-term care. Medicare supplements do NOT cover long-term care. Managed care plans do NOT cover long-term care. Employer plans cover little, if any, long-term care.

Self-Pay

You use your assets and income to pay 100% for services as you need and use them. If you never use long-term care, you've paid nothing. If you do require long-term care, the costs could be a substantial burden on you or your family.

Medicaid

Medicaid is also called Title 19, welfare or medical assistance. It is a state and federal aid program that may pay all or part of long-term care costs.

You must meet **both an income and a resource limit** before Medicaid pays for long-term care services. The resource limit is \$2,000 of countable resources. This requires most people to spend some of their resources before qualifying for assistance.

Under Iowa law, a substantial amount of assets can be protected when a spouse remains at home. In other words, a couple may not have to use all their financial resources

before the spouse in a nursing facility qualifies for Medicaid. The SHIIP factsheet, "Protecting Your Spouse When You Go To A Nursing Home," explains some of these protections. For a free copy call 1-800-351-4664 or visit the website: shiip.iowa.gov

Your local Department of Human Services has information about how to qualify for assistance.

Long-Term Care Insurance Options

If you select the right policy for you, long-term care insurance can protect you, your family and your assets against the financial burdens of providing for long-term care. The long-term cost of a policy can be significant, but it is minor compared with potential out-of-pocket costs. This guide explains how to shop for and understand long-term care insurance.

AVERAGE PRIVATE ROOM RATE IN IOWA FOR 2021

(Source: Genworth Financial Cost of Care Survey November, 2021)

Nursing home

\$245 per day or \$7,452 per month or \$89,424 per year

AVERAGE COSTS IN IOWA FOR 2021

(Source: Genworth Financial Cost of Care Survey)

One Bedroom Assisted Living

\$4,367 per month

Home Health Aide Services

\$29 per hour

Is LTC Insurance a Suitable Purchase for You?

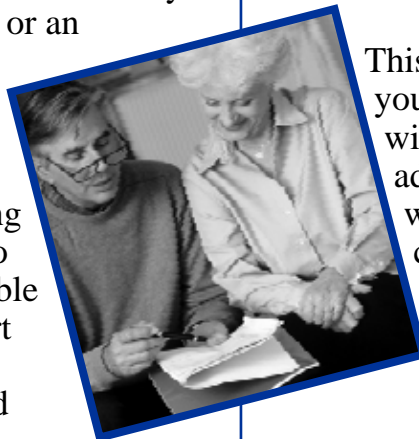
SHIIP

Many people approach the purchase of long-term care insurance backwards. They look at a few policies (by choice or an agent's prompting), buy a policy and then decide if they really want it.

The first step in shopping for long-term care insurance should be to determine whether this is a suitable purchase for your situation. Start by assessing your personal objectives, needs, limitations and financial situation.

When you apply for a policy the agent or

company is also required to do an assessment before issuing coverage.



This is a difficult decision to make on your own. You may want to consult with family members, a financial advisor or an attorney. You can meet with a SHIIP health insurance counselor who can answer your questions and help you understand your choices.

The First Step — A Personal Assessment

Reasons For Wanting Long-Term Care Insurance

It's important to identify your reason(s) for buying a policy. This influences many of the choices you'll make in selecting coverage. A person with few resources, a modest income, and a goal of staying off Title 19, approaches a purchase one way. A person with a larger amount of assets and income may approach it differently.

If your reason is to preserve resources for heirs, you might consider having them help pay the premium. They will benefit from your long-term care insurance purchase. If you don't have dependents or heirs, you may consider using resources to pay for long-term care rather than buying insurance.

What are your objectives?

_____ Protecting resources or leaving an inheritance

_____ Not burdening others to pay nursing home bills

_____ Avoid using Title 19 (Medicaid)

_____ Being able to choose the type of care and the place where care is received

_____ Having peace of mind

_____ Being independent of others' support

_____ Protecting a spouse or dependent(s)

Your Health

Unlike Medicare supplement insurance, long-term care insurance is rarely available on a guaranteed basis. You will need to show that you are not a serious health risk before the company will approve your application. Your health is typically not taken into consideration for an annuity.

- _____ **Excellent** - People can easily find coverage if health is excellent.
- _____ **Good** - (minor health problems, one insignificant chronic condition) - People have little trouble finding coverage if health is good.
- _____ **Fair** - (one or more chronic conditions requiring medical supervision and/or hospitalization in the last year) - People with fair health are sometimes accepted for coverage, but they may pay a higher premium.
- _____ **Poor**- (heart disease, pulmonary disease, cancer or other advanced disease) - People in poor health are rarely accepted and should question any attempt to sell them coverage.

Your Age

Age affects the premium you'll pay. Also, as age increases so does the possibility of developing health conditions that will make it difficult for you to buy insurance. Most companies direct their marketing efforts accordingly.

- _____ **50 to 79** - Within this range, you'll have many companies and policies from which to choose. Premiums will be more affordable.
- _____ **80 to 84** - A few companies market to this age range. Some companies sell only one year of coverage to those 80 and older.
- _____ **85 and older** - Few companies sell to people older than 84. Very elderly people should carefully consider the wisdom of purchasing long-term care insurance because of its cost.

Others to Provide Care for You

- _____ **Married/Single**—A spouse may be able to provide care in the home. Most nursing home residents in Iowa do not have a spouse living outside the nursing home.
- _____ **Family support**—Could other family members become caregivers you can count on far into the future?
- _____ **Male/Female**—Women often outlive their husbands and are more likely to go to a nursing home. Most Iowa nursing home residents are women.

Your Annual Income

The purchase of long-term care insurance should not cause financial hardship or prevent you from meeting your basic needs. If premiums cannot be paid from current income, long-term care insurance should not be purchased.

You need to consider your ability to pay premiums **now and in the future**. While Iowa regulations limit a company's ability to raise rates, possibility of an increase still exists.

_____ Is your only income Social Security or Supplemental Security Income (SSI)? If it is, this is likely not an appropriate purchase for you.

_____ Is the long-term care policy premium less than 7% of your income (rule of thumb for affordability)?

_____ Could you still pay the premium if it was increased by 25%?

_____ If you purchase an annuity or life insurance policy, can you afford the one-time payment or periodic payments?

Cash Value of Assets Excluding Your Primary Residence

The cost of long-term care insurance is significant. If protecting assets is your reason for buying, you should have substantial assets to protect. There is no set amount. Basically you should have assets at least equal to the amount of coverage you are buying. The notion is to avoid spending down your own assets to the extent that you have the income and resources to afford the premiums. Couples should consider whether premiums will be affordable after one spouse dies, because income will inevitably be reduced.

Your home is protected from Medicaid as long as a spouse lives there. Additional resources also can be protected for a spouse. Obtain the SHIIP factsheet, "Protecting Your Spouse When You Go To A Nursing Home," by calling 1-800-351-4664 or visit the website at shiip.iowa.gov.

Shopping Tips

- **Take your time.** Don't be pressured into buying a policy. If you have questions or concerns, ask the agent to explain the policy to a friend or relative whose judgment you trust, call a SHIIP volunteer or talk with your financial advisor. If you need more time, tell the agent to return at some future date. Don't fall for the age-old excuse, "I'm only going to be in town today so you'd better buy now." Show the agent to the door!
- **Don't be misled by advertising** or endorsements of celebrities. Most of these people are professional actors who are paid to advertise. They're not insurance experts.
- **Understand what you are buying.** Before applying for a policy you should receive an "Outline of Coverage" that clearly summarizes the policy. Read it carefully.
- **Complete the application carefully.** Before you sign an application, read the health information recorded by the agent. Do not sign it until all health information is complete and accurate. If you leave out requested medical information, the insurance company could deny coverage for that condition or cancel your policy.
 - **DO NOT pay with cash.** Pay by check, money order or bank draft. Make it payable to the insurance company only, not the agent. Completely fill in the check before giving it to the agent.



• **Before you switch policies** make sure the new one is better than the one you have. You may be able to "upgrade" your current policy by adding benefits, or you might consider buying an additional policy instead.

NOTE: *If you bought your policy before 1997, changing it may affect its tax-qualified status.*

- **Buyer beware.** After the 30-day "free-look" period, insurance companies aren't required to return unused premiums if you decide to drop the policy. If an agent tries to sell you a new policy saying you can get a premium refund for your current policy, report the agent to the Iowa Insurance Division.

- **Do not cancel a current policy** until you have been accepted by the new insurer and have your new policy in hand.

- **You should receive a policy** within a reasonable time. You are NOT insured by a new long-term care policy on the day you apply for it. The insurance company will review your medical history in the process of approving your application.

If you haven't received a response to your application or had your check returned within 60 days, contact the company and obtain in writing a reason for the delay. Once the policy is approved, it must be delivered to you within 30 days.

- **You have the right to file a formal complaint.** See page 27 for details on filing complaints.

How To SHOP FOR LTC INSURANCE

SHIP

If your personal assessment (from pages 3-5) shows that long-term care insurance may meet your needs and is affordable, it's time to start shopping for a policy. **Compare several policies from different companies.**

When buying long-term care insurance, what you choose affects the coverage you'll have and the premium you'll pay.



Use the chart starting on page 28 to compare and evaluate policies you are considering.

The discussion in the following pages focuses on these issues:

- Which type of coverage works for you?
- Are you working with a reliable company and agent?
- What types of services and care does the policy cover?
- How much will the policy pay?
- How do you qualify for policy benefits?

Types of Long-Term Care Insurance

1 Which type of Long-Term Care Insurance is best for you?

Individual Policies—Long-term care insurance is sold as individual policies. Policies are sold through agents, directly by telephone or mail, and through the internet. Many types of policies are available. Some companies may offer several policies with different combinations of benefits. An agent may deal with many companies and can help you get coverage that best fits your needs.

Employer Group Policies—You may be able to buy long-term care coverage through your employer or in some cases your child's employer. These generally have coverage similar to that of individual policies. The advantages to buying coverage this way can include less extensive medical screening and a better package of benefits for less premium.

Association Policies—Many associations work with insurance companies to offer long-term care coverage to their membership.

Like other group plans, a choice of options is available. If you are joining an association just to buy insurance, consider the cost of membership in the total cost of coverage.

Partnership Policies—In Iowa, certain policies that work in partnership with Medicaid are available. These policies are designed to protect some of your resources if you use all the policy benefits. As you begin to pay for your care, you don't need to use the protected resources to become eligible for Medicaid.

Partnership policies are appropriate only for individuals who can meet the income limit for Medicaid eligibility. This option is only available in stand-alone (individual) policies. See the *Iowa Long-Term Care Partnership Consumer Guide* for more information.

The Federal Long-Term Care Insurance Program —Congress authorized a special program for federal employees, retirees, their spouses and parents in some cases. This program is governed by federal law and does not necessarily follow the state laws and regulations discussed in this guide. To get more information call 1-800-LTC-FEDS (1-800-582-3337) or visit the website www.ltcfeds.com.

Long-Term Care Insurance Hybrid Products Long-term care insurance can also be included as part of a life insurance or annuity policy as a feature of the product or as an add-on rider. The long-term care insurance part of the policy is generally required to have the same requirements as a stand-alone long-term care insurance policy as discussed in this guide. When a long-term care insurance requirement is not required for a hybrid product, it has been noted in this guide.

A life insurance policy pays a set benefit amount upon the death of the insured individual.

An annuity policy is a contract in which a series of income payments are paid at regular intervals in return for a premium or premiums you have paid. Annuities are most often bought for future retirement income. Annuities are not short-term products and should fit within your retirement plan. Generally there are two types of annuities, immediate or deferred.

You will need to carefully consider which product is right for you and discuss with your licensed agent or producer. More information regarding the general features of life insurance policies and annuities can be found on the Iowa Insurance Division's website at <http://iid.iowa.gov/life-annuities> and at http://insureuonline.org/insureu_type_life.htm

Company and Agent Information

2 Is the insurance company financially strong?

People usually buy long-term care insurance several years before they plan to use it. That means it's important to buy from a financially stable company. An agent should provide this information at the beginning of your appointment.

You can check with several independent rating services. These include A.M. Best, Fitch Investor Services, Inc., Moody's Investor Service, Standard & Poor's, and Weiss Research, Inc. The best source of current rating information is the internet. All Iowa public libraries have internet access, and librarians can help you.

The SHIP Fact sheet, "Understanding Insurance Company Financial Stability Ratings," is on the SHIP website: shiip.iowa.gov. It has links to rating services

websites.

3 Are you working with an agent?

Companies sell policies directly by mail and through agents or group plans. Insurance agents must be licensed by the State of Iowa Insurance Division. One of your best protections is to deal with a **local, reliable agent**. If a person you don't know tries to sell you insurance, ask to see his or her license. Don't buy from a person who can't supply proof of licensing — a business card is not a license. You can look up the agent on the Iowa Insurance Division's website at <https://iid.iowa.gov/find-a-licensed-agent> or call (515) 281-5705.

What Does The Policy Cover?

4 What types of services and care are covered?

Several years ago only nursing home insurance was sold. Today the policies are called **long-term care insurance** because they may cover different facilities and home and community-based services. Coverage can include nursing home care as well as assisted living, home health care, respite care, adult day care, hospice care and others.

You may have Medicare or other insurance benefits that pay for some types of long-term care services. A long-term care policy being sold today will not pay for services if they are covered by these sources. Check to see if a long-term care policy you are considering has benefits that duplicate any you already have.

To decide which types of care you want a policy to include, identify the types of care available in the area where you would live if you ever need long-term care. This may be near a child in another state or in a retirement location.

It's important to understand exactly what types of services and care the policy covers. The "Definitions" section of the insurance policy will define coverage for each type of service. Different policies can define these differently.

Facility Care

- *Nursing home care* is care received in a facility that is appropriately licensed by the state where it is located. Check the definition in the policy for the types of facilities covered. Also, check carefully

for facilities that are not eligible for policy benefits.

- *Assisted living facilities* are not considered nursing homes. Don't assume a policy that covers nursing home care will pay if you are in an assisted living facility. Read policy definitions carefully.

Iowa assisted living programs must be certified. Other states may issue licenses or have other rules. It is the position of the Iowa Insurance Division that certification satisfies a policy requiring a facility to be licensed. Benefits must be paid for care in a certified facility if all other policy

conditions are met.

Assisted living programs generally don't keep residents who need substantial assistance with several activities of daily living (see page 10) or are a danger to themselves or others.



Certified assisted living facilities must

- Provide one hot meal each day.
- Provide home health services.
- Have sufficient and appropriate staff to meet the needs of residents.
- Have a 24-hr personal emergency response system.

Home and Community-based Care

• *Home health care* is care received in your home. Skilled care, therapy and services from a home health aide may be covered. Most policies pay for only a few hours of home care a day. This doesn't provide the assistance needed to remain at home if you have no other help. Be sure you understand this benefit.

Some policies cover home care only. Generally, buying home care and nursing home benefits in one policy is less expensive than buying separate nursing home and home care policies.

- *Respite care* provides a break for caregivers in the home. This short-term benefit usually covers 1-2 weeks a year. Some policies require the family member needing care to be placed in a respite facility as defined in the policy in order to collect benefits. Others will pay a person to come into the home.
- *Adult day care* provides assistance during the day to people living in the community. Some policies limit coverage to centers that provide medically-oriented programs. Other may cover recreational or social centers.
- *Homemaker/chore services* can include cooking, shopping, cleaning or assistance with other activities. These services are to help you remain in your home.
- *Hospice care* is special care for those who are terminally ill. An important question to ask is what hospice services are covered. Also, are the services covered in the home or a hospice facility?
 - *Alternate care* is care for services not otherwise described in the policy. It can include additional safety equipment,



home modification and personal care assistance. This approach may be used when your needs can be met in a less costly way.

A coordinator working for the insurance company will develop a plan, and the plan must be agreeable to the parties involved. It's important that you are part of this agreement process.

An alternate care benefit adds flexibility to a policy. In the future there may be new types of services that don't exist now and aren't included in policies being sold today.

- *Other benefits* (such as ambulance services, meal delivery and lab tests) are sometimes included in policies. These benefits should have little influence on whether you buy a particular policy. It may be better to use the extra premium to increase important benefits such as daily benefits amounts.

Levels of Services

Policies being sold today in Iowa with nursing home coverage must cover all levels of nursing home care.

- *Skilled level of care* means skilled services are provided on a daily basis. Skilled services are for medical conditions and must be done or supervised by licensed professionals such as registered nurses or speech therapists. A physician must order the care. Usually, skilled level of care is short term.

Most residents in a nursing home are NOT at the skilled level of care.

If you own a policy purchased before July 1, 1989, check to see if it limits coverage to skilled care only or has significantly better coverage for skilled care than other types of care. **Policies sold in Iowa after July 1, 1989 cannot limit coverage to skilled care only.**

NOTE: Skilled care is the only level of nursing home care Medicare covers. Medicare **may** pay all or part of the costs for up to 100 days of **approved daily skilled care**. The care must be received in a Medicare-approved skilled nursing facility.

- *Intermediate level of care* requires daily nursing supervision by a registered nurse. Individuals needing intermediate care are in stable condition. Some skilled services may be required but not on a daily basis.

- *Custodial/personal level of care* is help with activities of daily living (ADL's). These include bathing, dressing, eating, toileting, moving from bed to chair, maintaining continence, taking medicine and other routine activities. This is the least intensive of the three levels of care. It's important that your policy cover custodial care since many need only this level of care when entering a nursing home.

How Much Will The Policy Pay?

5 How much does the policy pay per day?

One of the choices you will make when buying long-term care insurance is the amount it will pay for each day of care. Premiums are based on every \$10 of benefits purchased. Buying a policy with a daily benefit higher than you need might waste dollars.

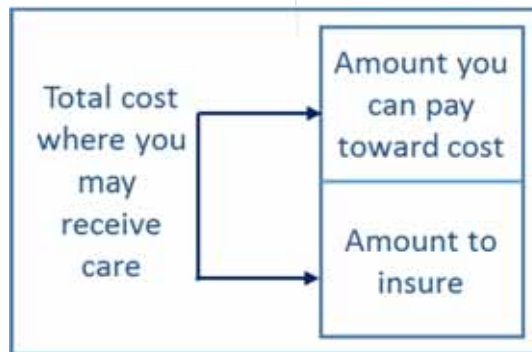
Even if you buy your policy in Iowa, it **will pay in any state if the policy's requirements are met.**

However, daily costs in some parts of the country are two to three times the cost of care in Iowa. **It's important you select a daily benefit appropriate for the area in which you are likely to receive care.**

To decide what daily amount to choose, check the current nursing home rates in the area where you may receive care. Also,

decide what amount you can pay toward the cost of daily care .

Find out if the policy pays the full benefit amount when you qualify for benefits, or if it limits payment to actual expenses.



Benefits paid for home health care, respite care, adult day care and other types of care are often less than the nursing home benefit.

6 Are benefits adjusted for inflation?

Nursing home and other long-term care rates increase regularly. At an inflation rate of just 5% a year, a nursing home with a daily cost of \$200 today will cost \$325 in 10 years and \$530 in 20 years.

When applying for a stand-alone long-term care insurance policy, you must be offered inflation protection. The offer must include one option with increases of at least **5% compounded annually.**



Inflation offers also can be simple increases of more or less than 5%. Whether the inflation adjustment is done on a simple or compounded basis can make a big

difference. A \$70 daily benefit increased by a **simple 5%** each year will be worth \$140 in 20 years. It will be worth \$180 if **compounded** annually.

Long-term care insurance which is part of a life insurance policy or annuity contract does not have to offer inflation protection; however, inflation protection may be offered for an additional cost.

Stand-alone policies issued after February 1, 2003 will include inflation protection unless you sign a rejection statement. Also, inflation adjustments must continue regardless of age, claims paid or how long the policy has been in force.

Some older policies limit how long the increases are made—for example: 10 years only, up to age 80 or 85, or until you enter a nursing home.

Policies sold in Iowa generally use one of the following inflation methods: automatic benefit increases or regular offer of benefit increases.

- *Automatic benefit increases*
This method increases the daily benefit a fixed percentage each year.

The initial premium for policies with automatic increases will include an additional amount for the inflation adjustment option. However, the premium doesn't increase when benefits increase each year.

- *Regular offer of benefit increases*
This method allows you to buy additional coverage on a regular basis such as yearly or every 2 or 3 years. You should not have to prove you're insurable for each addition. With some policies, you lose the right to buy additional coverage

in the future if you decline one or two offers.

With this method of inflation adjustment the initial premium will start lower than with the automatic option. However, premium will be added to the initial premium each time benefits are added. The additional premium may be based on your current age or your age when you bought the policy.

It's important that the inflation adjustment is applied not only to the amount paid per day but also to the policy maximum when the maximum is stated in dollars (see # 7).

Inflation protection will add significantly to your premium. However, consider the consequences if the policy benefit plus payments from your income won't pay the full bill. The assets you want to protect may have to be used to cover the shortfall.

It is sometimes suggested you buy a higher daily benefit to protect against future costs instead of taking one of the two options just discussed. Make careful calculations before considering this approach.

7 How long do benefits last?

Policy Maximum

Most policies place limits on the total amount of benefits they will pay in your lifetime. The following are commonly offered options:

- A number of years or days—From a minimum of one year to lifetime.
- A specified dollar amount such as \$50,000, \$100,000 or more.
- A pool of benefits—A dollar amount is calculated on the basis of your daily benefit choice times the number of days/years chosen. For example, \$100 per day benefit for 3 years equals \$109,500 maximum benefit: (3 years X 365 days X \$100 = \$109,500).
- A number of visits for some services such as home care.
- Shared benefits when both spouses are insured - for example, each spouse has 4 years of benefits. If one spouse uses all 4 years, that spouse may begin using the benefits of the other spouse. A longer period of coverage is possible for the first spouse needing care, but the other spouse can be left with less coverage.

The Need for Long Term Care Services and Support

About 70 percent of adults reaching age 65 are expected to need Long Term Care Services and Support in their lifetime:

- 24% will receive more than 2 years of paid Long Term Care Services and Support
- 15% will spend more than 2 years in the nursing home.

Source: Office of the Assistant Secretary for Planning and Evaluation, Report (04/03/2019)

A maximum benefit can be listed individually for each type of care or one maximum can apply for all benefits combined. The maximum benefit that meets your needs might be based on several factors:

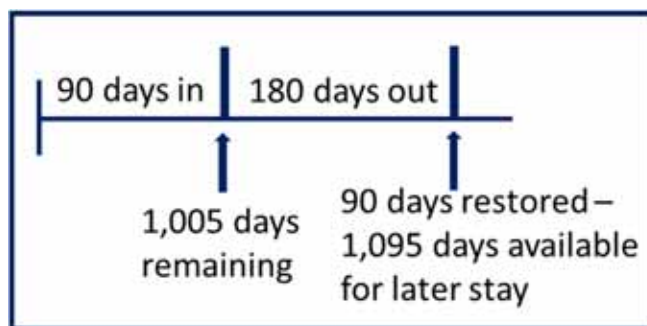
- Personal experience with relatives and friends in nursing homes
- The type of risk-taker you are
- The “averages” (see table)
- The premium you can afford

Restoration of Benefits

A few policies “restore” benefits. You may collect benefits for a period of time to recover from an illness. Then you no longer need care and do not collect benefits for an amount of time stated in the policy. Your maximum benefit will go back to the original amount.

The following illustration shows how benefits are restored to a policy starting with a maximum of 1,095 days of benefits.

Review Policy for Undesirable Limits
Policies sometimes have provisions that can



limit the way you qualify for or continue to receive benefits.

- **Limited benefit period**—A benefit period may be defined as a shorter time than the policy maximum. This can be a problem.

When a benefit period ends, you must qualify for a new one before you can receive more benefits. You would need to spend a period of time out of the

nursing home then return before further benefits would be paid. This may not be possible, and you'd never get all the policy benefits.

- **Period of Confinement**—Policies may count days in the nursing home as one stay as long as you are released and readmitted within a specified period — usually 30, 90 or 180 days. If you are readmitted within that time, it is considered a continuation of the earlier stay.

Some policies count a repeat stay as new if it begins too long after an earlier stay or if it is for a new condition. A new stay may require you to meet the elimination period or deductible again (see #11).

How Do You Qualify For Benefits?

It's critical that you understand this part of your policy. You may carefully research and select benefits, but if you don't qualify for benefits as described in the policy, you won't be able to collect. Conditions you must meet to qualify for benefits are often referred to as "gatekeepers."

Before benefits are paid you must:

- Meet the level of need—what causes you to be unable to care for yourself?
- Be in a qualified place
- Receive care from a qualified person
- Meet the elimination period

8 What level of need is required?

The level of need shows why you are unable to care for yourself. What can you not do, or why can you not be left alone?

You must meet the level of need before any benefits are paid regardless of the types of services the policy covers. For example, although assisted living may be covered, benefits won't be paid until you are unable to do your activities of daily living or have cognitive impairment (see below).

Certifying Your Condition

Most policies require that someone assess your condition to see what care you need. Generally, this is a doctor or other **licensed**

health care practitioner such as a nurse or social worker. This assessment will show that you're unable to care for yourself because of one of the following:

- **Medical necessity for illness or injury**—An illness such as Parkinson's disease or multiple sclerosis may cause you to be unable to care for yourself. An injury such as a broken hip can cause you to need help until you have recovered enough to care for yourself.

Illness or injury may lead to a nursing facility stay; however, it's important that the policy also allow for other ways to qualify for benefits. A person who is extremely frail and unable to live independently may not meet the requirement for illness or injury but need long-term care.

- **Functional incapacity**—This means you are physically unable to do Activities of Daily Living (ADLs) without help. ADLs include bathing, dressing, eating, toileting, moving from bed to chair and maintaining continence.

Policies pay benefits if you are unable to perform a specified number of ADLs (usually two or three). Policies define very clearly what is meant by each ADL. Others just list them leaving room for interpretation.

A definition requiring “substantial or hands-on assistance” from someone makes it more difficult to qualify than one that refers to “supervision” of activities.

- **Cognitive impairment**—This is a decrease in or loss of intellectual abilities. Cognitive impairment doesn’t include mental illness. Certain tests are generally used to assess mental ability or cognitive impairment.

If the policy determines eligibility on the basis of ADLs only, those with dementia who can physically perform ADLs won’t collect. A policy including cognitive impairment as a qualifier will be more likely to pay.

Is Alzheimer’s disease covered?

Policies sold in Iowa since July 1, 1987 must cover Alzheimer’s disease (assuming you meet other policy requirements). Companies are not required to issue a policy to someone who already has been diagnosed with Alzheimer’s disease.



Does Your Policy Need Updating?

If you already own a policy, check to see if it needs updating. Laws and regulations change and can affect how new policies are written. Changes generally DO NOT apply to policies sold before the effective date of the change. **Requirements such as those described below may be found in older policies.**

- **Prior hospital stay**—Policies sold in Iowa since July 1, 1989, can’t require a prior hospital stay before benefits are payable. Many policies sold before that date require a three-day hospital stay. These policies generally require that you be admitted to the nursing home for the same reason you were hospitalized. This

can make it difficult to qualify for benefits.

- **Prior skilled nursing home care received before benefits are paid for intermediate or custodial care**—This is not allowed in policies sold in Iowa after July 1, 1989. It is especially restrictive because skilled care before receiving other types of care is not common. An older policy with this requirement should be carefully evaluated.
- **Prior nursing home stay to qualify for home health care**—Before July 1991, some policies that included home health care required a nursing home stay before paying home health care benefits. This is not the usual progression of care. Home care assistance is usually seen as a way to delay or avoid going to a nursing home.

What can you do if your policy “needs fixing”?

- Keep it and take your chances that you’ll be able to meet the policy requirements.
- Ask your current insurer if you can have the restriction removed.
- Buy a different policy.
- Cancel the policy and take your losses.

Each of these options comes at a cost. You must decide which option best meets your needs and ability to pay.

9 What is a qualified place?

First, the level of need (question #8) has to be met, then you must be in a place that the policy covers.

Check the policy carefully. Read sections of the policy that describe benefits, define terms and list excluded services.

Definitions often include that a facility be licensed. Regardless of what a facility calls itself, if it doesn't match the definition, the policy won't pay. Also, many places will be excluded, such as residential facilities, rest homes and homes for the aged.

10 Who is a qualified person to give care?

The policy will pay benefits only if you receive care from a person allowed by the policy. In particular, home health care benefits should define who can provide this care. Some policies pay for care provided by a family member; others do not. In some cases the policy even pays to train the family member.

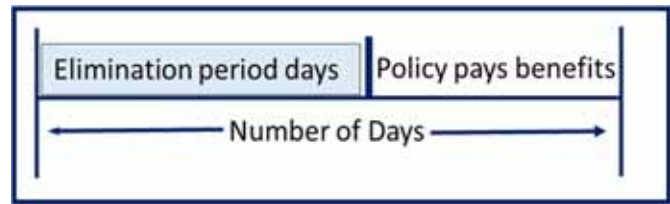
11 How long is the elimination period or waiting period before benefits begin?

This is the number of days you must pay before the policy begins to pay benefits (see diagram below). The elimination period may also be called a waiting period. Typical elimination periods are 0, 30, 60, 90 or 100 days. The more days you pay, the lower your premium. Weigh that against the out-of-pocket expense of paying several thousand dollars before the elimination period is met and benefits begin.

Check the policy to see if you have to meet separate elimination periods for different types of services or for repeat stays in a facility. Do the days you receive home health services count if you are admitted to a nursing facility later? Do the days have to be consecutive or will separate stays be added together? Do the stays have to occur within a certain period of time, such as within 24 consecutive months?

Another factor to consider is whether you are buying long-term care insurance to cover short or long stays. For short stays, you'll

want a 0-day or short elimination period. Buying for a financially catastrophic long stay would suggest a longer elimination period.



12 Does the policy use case management?

Some companies hire a case manager to review your needs and decide if you are eligible for benefits. The case manager will also do the following:

- Determine appropriate services and how often they are needed
- Coordinate care
- Periodically certify that a person is still eligible for benefits
- Offer consumer advice

Plans that use case management can benefit the consumer. Not only may the consumer be unfamiliar with options available in the community, but the assistance can come at a time of crisis and confusion for the person.

Once your eligibility for benefits has been determined, a choice of services may be available. Be sure the policy allows you or your representative to participate in making the final decision about the care you'll receive.

REMEMBER —

Medicare DOES NOT cover **intermediate** or **custodial** care, which are the most common levels of nursing home care (see page 9). Don't base the choice of a 100-day elimination period on the assumption Medicare will pay for the first 100 days. Medicare **may** pay for up to 100 days of **skilled** nursing care received in a Medicare-approved skilled nursing facility. However, most stays for skilled care are for a much shorter period, and most long-term care is not skilled.

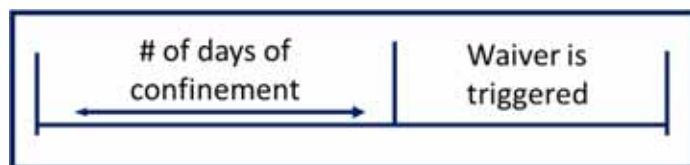
Other Policy Features

13 Does the policy have a waiver of premium?

Most policies will not require further payment of premiums once you have received care for a period of time, typically 90 or 180 days. Two common approaches are used to determine when the waiver begins.


Examples:

1. The waiver begins after you have received care or been confined for 90 days. You do not have to satisfy an elimination period first.



2. The waiver begins after you have received benefits for 90 days. Any required elimination period must be

satisfied first. Then 90 more days must pass before the waiver is effective.



With some policies the waiver doesn't apply until the next time a premium is due. Other policies will refund the part of the premium you paid past the date the waiver begins.

In some cases a couple can buy a policy that provides for a waiver of all premiums if one spouse dies. The policy generally must be in effect for several years before the waiver applies.

14 Does the policy have a nonforfeiture benefit?

You must be **offered** a nonforfeiture benefit when you apply for a long-term care policy. This feature allows you to receive back some of your investment in the policy if you stop paying premiums and let the policy lapse for any reason. Life insurance and annuity policies are required to have a nonforfeiture benefit but this may be different than a stand-alone long-term care insurance policy. Ask your insurance agent or the insurance company how the benefit works for a life insurance or annuity policy.

The nonforfeiture benefit will provide permanent coverage in the form of a **paid-up policy with a shortened benefit period**. This means that if you receive covered long-term care in the future, your selected daily benefit will be paid. However, the benefit will be paid for a shorter period of time than allowed in the original policy.

The paid-up policy must pay at least the **greater** of the following calculations:

- Total premiums paid minus any benefits already received.

For example: You pay \$1,200 per year for 10 years totaling \$12,000. The policy had paid you \$500 in benefits leaving a paid-up amount of \$11,500.

-OR-

- Not less than 30 times the policy's daily benefit for nursing home care.

For example: A daily benefit of \$100 times 30 is \$3,000.

The nonforfeiture benefit may not be available when the policy begins. Generally, the nonforfeiture benefit doesn't become effective until three years after the policy begins.

The nonforfeiture benefit can add substantially to a policy's premium depending on your age and whether the policy provides inflation protection.

Contingent Benefit on Lapse

The contingent benefit is automatic if you don't choose the nonforfeiture benefit on policies purchased in Iowa.

The contingent benefit on lapse is triggered any time you receive a substantial increase in premium. The amount of premium increase triggering this benefit varies depending on your age.

When the contingent benefit on lapse is triggered you will be offered choices:

- Keep your policy and pay the increased premium.
- Reduce policy benefits so that premiums don't increase.
- Convert your coverage to a shortened benefit period paid-up policy. You will have the same benefit levels but the maximum benefit will be limited depending on the amount of premiums you have paid.

Other options—Older policies may have other types of nonforfeiture benefits. Read the policy carefully to understand how the benefit works.

15 If this is a group policy, what are the conversion features?

What happens if the group no longer wants to offer long-term care insurance, the group changes insurers, or you decide to no longer be a member of the group? Iowa insurance regulations require that in these situations you must be given options for retaining long-term care benefits. Read your certificate for the options available to you.

16 Is the policy federally tax-qualified?

Congress passed a law in 1996 that defines tax-qualified long-term care insurance and how it is treated for federal income tax purposes. The changes were effective January 1, 1997.

Eligibility Based on “Chronically Ill”

The law requires that tax-qualified plans pay benefits only if you are “**chronically ill**”. Services provided must be based on a plan of care prescribed by a licensed health care practitioner.

No benefits are paid for any services the policy may cover until you meet the requirements for chronically ill. This is defined in two ways.

- *Functional incapacity*
This limitation is based on being unable to perform at least two activities of daily living (ADLs). The ADLs must be from this list: eating, toileting, transferring, bathing, dressing and continence.

You are chronically ill when you are unable to perform at least two ADLs without *substantial* assistance from another person for at least 90 days.

The 90 days is an assessment of your condition only. It doesn't affect any elimination period a policy has. If you unexpectedly regain your abilities before 90 days are past, your benefits are not affected.

-OR-

- *Cognitive impairment*
This limitation is based on loss of intellectual capacity. It is measured as loss in: short or long-term memory; orientation to people, places or time; and deductive or abstract reasoning. You are chronically ill when you are in need of substantial supervision due to severe cognitive impairment.

Tax Benefit

Two of law's provisions may be a factor in whether to buy a policy and which policy to buy:

- Premium deduction
- Benefits not counted as taxable income

Premium Deduction

Federal—Premiums paid for **qualified** long-term care insurance can be included as a medical expense if you **itemize** on federal income tax returns. Premiums for **non-qualified policies can't be included**.

Medical expenses must total **7.5% of adjusted gross income** before a deduction is allowed. Only the medical expenses greater than 7.5% can be deducted.

The amount of premium that can be included as a medical expense is subject to the following limits.

<u>Age of Individual</u>	<u>Deductible limits (2022)</u>
40 or less	\$450
41 through 50	\$850
51 through 60	\$1,690
61 through 70	\$4,510
71 or older	\$5,640

Limits are for each individual per taxable year. Dollar amounts are changed each year for inflation.

State of Iowa—Premiums for long-term care insurance can be included in the income adjustment for medical insurance premiums. This provides for a direct reduction in taxable income.

Taxability of Benefits

Payments made under long-term care insurance for **qualified** long-term care services are generally **not** counted as taxable income.

For 2022, the limit is **\$390 a day or \$142,350 a year**. Any amount received for qualified long-term care services over the limit is not counted if it pays for actual costs.

An insurance company must report any benefits it pays under a long-term care policy. The report will go to the policy holder and the IRS by January 31, following the taxable year-end. Payments for **non-qualified** long-term care services **may be taxable** as income.

What is “Qualified” Long-Term Care Insurance?

Long-term care insurance effective BEFORE January 1, 1997 — Long-term

Neither SHIIP nor the Iowa Insurance Division provides tax advice. The IRS rules on all tax questions. The Iowa Insurance Division doesn't take responsibility for decisions regarding tax law application to long-term care insurance.

care insurance issued **before** January 1, 1997, meeting state requirements in the state where it was issued is recognized as federally tax-qualified long-term care insurance.

A policy may lose its tax-qualified status if you change it, such as adding benefits or reducing requirements to become eligible for benefits.

Long-term care insurance effective January 1, 1997 or later — Both tax-qualified and non-tax-qualified long-term care insurance can be sold in Iowa. The

policy will state if it is intended to be a tax-qualified plan on the front page of the policy.

What about life insurance policies or annuities that include long-term care insurance—Long-term care insurance that is part of a life insurance policy or annuity is treated like a separate long-term care policy contract and must generally meet the same requirements to be qualified. Only the premium payment for the long-term care portion of the policy would be deductible.

Annual Cost

17 What does the policy cost per year?

Initial Premium

Several choices affect the premium: the types of services covered, the daily benefit, inflation protection, how long benefits are paid, the elimination period, conditions for eligibility and nonforfeiture benefits.

Your age at the time of purchase is also a key factor. Premiums are more affordable when you are younger. However, you will be paying premiums longer than if you wait until a later age to buy a policy. On the other hand, you may develop health conditions that will make you unable to buy insurance later.

When you apply for a long-term care policy, you will receive information about premium rates related to that policy.

The information will include the following:

- The rate schedule in effect at the time.
- A statement that future rate increases may occur.
- An explanation of why future increases might occur and what your options would be if that happens.
- Information about rate increases over the past ten years.

Basic policy—The basic policy may or may not contain all the benefit choices you want. Some companies offer a basic policy with limited benefits and options to add more features. Other companies offer comprehensive policies that include basic

benefits plus extra policy features in one package.

Riders—Additional options sold separately from the basic policy are called riders. A separate premium can be charged for each rider you choose.

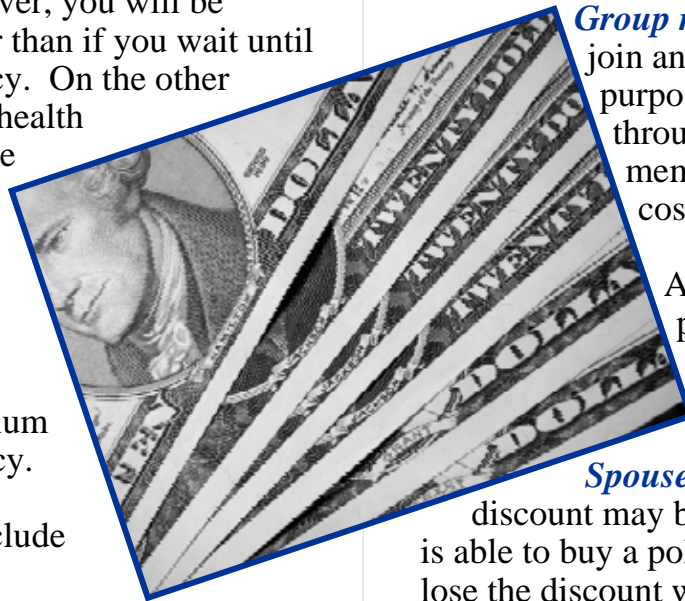
Administrative fee—A company can charge an administrative or processing fee in addition to the premium. Most often this is a one-time fee when the policy is first issued.

Group membership fee—If you join an organization for the sole purpose of buying insurance through the organization, the membership fee is part of the cost of having the insurance.

Add these fees to the premium when you consider the cost of the policy.

Spouse discount—A premium discount may be available if each spouse is able to buy a policy. Check to see if you lose the discount when one spouse dies.

Mode of payment—Annual premiums often give a price break over quarterly or semi-annual payments. Monthly payments through automatic bank draft may cost no more and sometimes cost less than one annual payment.



Premium Increases

Future increases in health care costs will not necessarily result in higher long-term care insurance premiums. This is because the insurance company's obligation is limited by the daily benefit amounts stated in the policy. The maximum amount payable per day will not increase just because nursing home rates increase.

Companies are allowed to increase premiums if necessary for reasons such as an unexpected number or amount of claims. Premiums can't be increased for individuals only, but must be applied to a group such as all the policy holders in Iowa. Regulations effective February 1, 2003 make rates more stable and increases less likely. These regulations apply to all new individual and group policies issued on or after February 1, 2003. However they **DO NOT** apply to individual policies issued before February 2003.

For group policies issued before February 1, 2003 the new regulations apply beginning on the first renewal date after July 1, 2003.

Insurance companies are required to certify that rates on new policies are designed so

increases should not be necessary. Any request to increase rates in the future must provide substantial documentation to show why it is necessary.

Policies issued in Iowa since January 26, 1994 cannot increase premiums based solely on age after age 65.

Beware of the word “**level.**” This implies your premium will never increase. Use of this term is prohibited when premiums can increase. Report any use of the term to the Iowa Insurance Division.

Rate history—Information about rate changes for individual companies is available on the Iowa Insurance Division website at <https://iid.iowa.gov/documents/iowa-ltc-rate-increase-history-since-2005>

Consider not only if you can afford the premium now but also if you can handle potential premium increases in the future.

Other Questions for Long-Term Care Hybrid Products

Life insurance and annuities can sometimes be a source of benefits for long-term care. These products may be referred to as “hybrid products.” These products differ from “stand-alone” long-term care insurance policies because the long-term care benefits are not the main focus.

The long-term care benefits can be a part of the basic policy or added to the policy as a separate rider. Long-term care insurance or annuity policies which include long-term care benefits must meet most of the laws and rules related to stand alone long-term care policies.

Hybrid products can be appealing because if you do not need long-term care, you will still

receive a monetary benefit. A life insurance policy will have a death benefit and an annuity will have income payments if long-term care benefits are not used. However, the cost of a hybrid may be significantly more than a stand-alone policy due to this monetary benefit. You may be looking to purchase a hybrid product to ensure your money is not “wasted” on a policy which you may never need. You should carefully balance the following questions to ensure you purchase the right product.

If you are considering purchasing a life insurance policy or annuity contract, you may find the following resources available

on the Iowa Insurance Division's website helpful. <http://iid.iowa.gov/life-annuities>. Additionally, consumer guides for life insurance and annuities are available online at http://www.naic.org/index_consumer.htm

LIFE INSURANCE

ANNUITY

Is this product a good purchase for you at this time?

The lure of life insurance for some people is if they don't use the long-term care benefits, not all is lost. The most common reason to buy life insurance is to protect others against sudden and unexpected loss of your income or to leave an inheritance. Most retirees may not need to buy life insurance. If they do, it will be expensive because of their age. While the long-term care coverage is attractive, remember part of the premium pays for life insurance that might not be needed. This leaves less premium to buy long-term care benefits.

Annuities are purchased for numerous reasons including lifetime income, tax-deferral, opportunity for growth of assets and safety of assets. When an annuity is paired with a long-term care rider, these reasons remain but also offer the ability to increase income payments to pay for long-term care. The lure of the annuity is using a portion of your assets to help with covering the costs of long-term care, while still maintaining control of the assets. If you don't use the long-term care portion, the money is still working for you. Individuals also look to an annuity because there is little or no underwriting to purchase the long-term care rider in comparison to the traditional long-term care products.

Can I add long-term care benefits to an existing policy?

If you already have a life insurance policy, you may be able to, at specific times, add a long-term care rider. Be sure to consider if the life insurance policy still serves the original purpose for which it was purchased. Check carefully to determine what impact the rider will have on other features of the policy.

A long-term care rider must be added when the annuity is first issued. It cannot be added at a later date. Carefully check how the rider will impact the annuity contract before it is issued.

How are the long-term care benefits paid?

Benefits are paid as an acceleration of the death benefit or it may be a separate amount that is part of the policy. If long-term care benefits are paid from the policy it may reduce the death benefits paid and will reduce the amount you could receive if you cash in the policy while you are alive.

When the long-term benefits are paid from the rider, they reduce the funds within the annuity. Be aware that each contract is different, and you will need to ask your agent how the guaranteed payments of the long-term care rider work. Annuities pay a set or predetermined income benefit. The long-term care benefit increases the amount you are able to receive each month.

Does a loan against the policy affect the long-term care benefits available?

Having a loan may reduce benefits available or may be an obstacle to qualifying for benefits. Using long-term care benefits may also affect your access to policy values for a future loan.

Some annuities may allow loans to be taken. In almost all cases, if a rider is in effect on the annuity contract and a loan is taken, the rider would be terminated from the contract. Read your contract carefully to understand what is allowed.

How does the policy pay long-term care benefits?

Policies may pay a percentage of the face value or cash value for long-term care benefits rather than stating a fixed daily benefit. The policy may allow you to choose what percentage you want to have available. Will the benefits paid be adequate if the percentage method is used? How long will benefits be paid? Does the policy have guaranteed lifetime benefits? Discuss these questions with the agent.

Long-term care benefits added to the annuity contract generally are paid to the owner of the contract. The long-term care benefit is usually a pre-set increase to the income benefit received from the annuity. The long-term care benefit will be paid for a specific period of time. You may have the flexibility to start and stop the long-term care payments anytime. Once the long-term care maximum benefit is reached the long-term care rider coverage ends.

Who is covered by the policy for long-term care benefits?

The policy owner is not always the person insured or the beneficiary under the policy. Are long-term care benefits available for the insured person, the policy owner or the beneficiary? Also, the policy may allow for more than one person to be covered, such as a husband and a wife. If so, is there a separate amount of funds available for each? What happens if the first person to use long-term care benefits uses all of the available funds?

Just like a life insurance policy, the annuity owner might not be the person who receives the income benefit from the annuity. The long-term care benefit generally will go to the owner unless designated differently at issue. The annuity may allow for more than one person to be covered, such as a husband and wife. If so, is there a separate amount of funds available? What happens to the income amount if a spouse is deceased? Will that amount change for the surviving spouse?

Are benefits payable for long-term care available immediately?

A waiting period such as three years after the policy or rider is issued may be required before long-term care benefits can be used. Do you have enough other resources if you need care before these funds are available? As long-term care benefits are paid, what reports will you receive. You should be able to receive reports with the following information:

- Benefits paid per month
- Change in death benefits
- Change in cash value
- Long-term care benefits remaining

In some cases you may be encouraged to take cash value amounts from an old life policy and invest them in another life policy. You may also be offered annuities or other investments that require a large payment up front. Be sure to thoroughly review these offers before making any decision.

A waiting period such as one year after the annuity has been issued may be required before the long-term care benefits can be used. As long-term care benefits are paid, what reports will you receive? You should be able to receive reports with the following information:

- Benefits paid per month
- Change in death benefits
- Change in cash value
- Long-term care benefits remaining

How is your premium calculated?

Premium is often based on the amount at risk (death benefit less cash value). In this case, the larger the cash value is, the lower the amount of premium available for the long-term care benefit. If your life policy has accumulated a large cash value, the premium for adding a long-term care rider might be less than if you were adding it to a policy with little cash value. Using life insurance to fund the cost of long-term care may be most attractive to a younger person who needs life insurance and can buy it at an affordable rate.

Annuities can be purchased with a single dollar amount or a deferred monthly payment. You the buyer will determine how much money you will put in the annuity based on your financial situation. As the value of the annuity grows, so will your income payment and the benefit paid for long-term care.

A policy is guaranteed renewable.

Long-term care policies sold in Iowa **since July 1, 1987** are guaranteed renewable. This means as long as you pay the premium, the company cannot cancel your policy and cannot change the policy in any way. However, premiums may be increased. You cannot be singled out for an increase, but an increase can apply to a “class” such as all policy owners in Iowa.

You have a free-look period.

Iowa requires that policies must offer a minimum 30-day free look. The free look begins the day you receive the policy and ends 30 days later. For life insurance and annuity policies, the minimum free-look period is 10 days, but can be longer.

Use this time to carefully read the policy, and be sure it offers what you want. If you don't want to keep it, return it to the company during the free-look period. The company must give you a full premium refund. Other policy fees you paid may not be refunded (see page 20).

Return the policy directly to the insurance company by certified mail. Keep copies of all correspondence.

You can name a third party to receive a lapse notice.

Applications for long-term care policies sold since January 26, 1994 include an opportunity to name someone besides yourself to receive a lapse notice.

When the premium is not paid by the end of the 31-day grace period following the due date, the policy will lapse and no longer be in effect. At the end of the grace period a notice is sent to you and the person you named. The notice is a reminder the policy will lapse if the premium is not paid by a specified date. You or the person you named will

have an additional 30 days to pay the premium and keep the policy in force.

The third party can be a relative, a friend, your attorney or a financial professional.

You can reinstate if policy lapses due to physical or mental limitation.

Policies issued since January 26, 1994 must allow for reinstatement of the policy up to **5 months** after termination if failure to pay the premium was because of your cognitive impairment or functional incapacity (see pages 14-15). All unpaid premiums must be paid, but no changes or limitations can be added to the policy.

Maximum 6-month wait before pre-existing conditions are covered.

The longest a policy can delay covering a pre-existing health condition is six months from the policy's effective date. A pre-existing health condition is something for which medical advice or treatment was recommended by, or received from, a provider of health care services within six months preceding the effective date of coverage of an individual.

When buying a new policy to **replace** one you have, a new waiting period cannot be required (even when buying from a different company). If you are purchasing a life insurance or annuity policy with long-term care insurance, ask your agent how these consumer protections will affect other parts of the policy.

Insurance Complaints

Any Iowa consumer who feels they haven't been treated properly in an insurance transaction is encouraged to contact the Iowa Insurance Division at 1-877-955-1212. All complaints are investigated. A complaint can also be submitted through the Iowa Insurance Division website at <https://iid.iowa.gov>

Examples of complaints:

- An agent misrepresents a product or company.
- An agent continues to persist after you have said you do not want further discussion or contact.
- An agent tells you another insurance company is unsound financially or not reputable.
- You experience delays in claims handling.
- You disagree with the amount of the insurance settlement.

Include the following information in your complaint:

- Your name and address
- The insurance company name
- Your policy number (if applicable)
- The name and address of your insurance agent (if applicable)
- A description of the problem
- Supporting documentation

If you have questions,
contact the
Iowa Insurance Division at
1-877-955-1212 or
<https://iid.iowa.gov>



Long-Term Care Policy Checklist

Use this checklist when you are shopping for a policy or to evaluate a policy you already have.

	Policy A	Policy B
Types of Long-Term Care (LTC) Insurance		
1. Which type of long-term care coverage is best for you? (See page 7-8)		
• Individual Policy		
• Employer Group Policy		
• Association Policy		
• Partnership Policy		
• Life Insurance Rider		
• Annuity Rider		
Company and Agent Information		
2. Is the insurance company financially strong? (see page 8)		
• Company name		
• Company address		
• Company telephone number		
• Insurance company rating Name of rating agency		
3. Are you working with an agent? (see page 8)		
• Agent's name		
• Agent's address		
• Agent's telephone number		

	Policy A	Policy B
4. What types of services and care are covered? (See pages 9-11)		
• Nursing home care (all levels of care are covered in policies issued since 7-1-1989)		
Skilled Level	Yes <input type="checkbox"/> No <input type="checkbox"/>	Yes <input type="checkbox"/> No <input type="checkbox"/>
Intermediate level	Yes <input type="checkbox"/> No <input type="checkbox"/>	Yes <input type="checkbox"/> No <input type="checkbox"/>
Custodial/personal level	Yes <input type="checkbox"/> No <input type="checkbox"/>	Yes <input type="checkbox"/> No <input type="checkbox"/>
• Assisted living	Yes <input type="checkbox"/> No <input type="checkbox"/>	Yes <input type="checkbox"/> No <input type="checkbox"/>
• Home and Community-based services		
Home health skilled services	Yes <input type="checkbox"/> No <input type="checkbox"/>	Yes <input type="checkbox"/> No <input type="checkbox"/>
Home health personal services	Yes <input type="checkbox"/> No <input type="checkbox"/>	Yes <input type="checkbox"/> No <input type="checkbox"/>
Respite care	Yes <input type="checkbox"/> No <input type="checkbox"/>	Yes <input type="checkbox"/> No <input type="checkbox"/>
Adult day care	Yes <input type="checkbox"/> No <input type="checkbox"/>	Yes <input type="checkbox"/> No <input type="checkbox"/>
Homemaker/chore services	Yes <input type="checkbox"/> No <input type="checkbox"/>	Yes <input type="checkbox"/> No <input type="checkbox"/>
Hospice care	Yes <input type="checkbox"/> No <input type="checkbox"/>	Yes <input type="checkbox"/> No <input type="checkbox"/>
Alternate care	Yes <input type="checkbox"/> No <input type="checkbox"/>	Yes <input type="checkbox"/> No <input type="checkbox"/>
List other benefits		
5. How much does the policy pay per day? (see pages 11)		
• Nursing Home	\$_____ per day	\$_____ per day
Same amount for all levels	Yes <input type="checkbox"/> No <input type="checkbox"/>	Yes <input type="checkbox"/> No <input type="checkbox"/>
• Assisted living	\$_____ per day	\$_____ per day
• Home and community-based services		
Home health skilled services	\$ _____	\$ _____
Home health personal services	\$ _____	\$ _____
Respite care	\$ _____	\$ _____
Adult day care	\$ _____	\$ _____
Homemaker/chore services	\$ _____	\$ _____
Hospice care	\$ _____	\$ _____
Alternate care	\$ _____	\$ _____
Other benefits	\$ _____	\$ _____
	\$ _____	\$ _____
	\$ _____	\$ _____

	Policy A	Policy B
6. Are benefits adjusted for inflation? (See pages 11-12)		
Does policy have inflation adjustment	Yes <input type="checkbox"/> No <input type="checkbox"/>	Yes <input type="checkbox"/> No <input type="checkbox"/>
• Automatic annual increase option		
Annual percent increase	%	%
Type of increase	Simple <input type="checkbox"/> Compound <input type="checkbox"/>	Simple <input type="checkbox"/> Compound <input type="checkbox"/>
Additional premium	\$ _____	\$ _____
• Regular offer to buy more:		
Frequency of offer	Annual <input type="checkbox"/> or every __ yrs <input type="checkbox"/>	Annual <input type="checkbox"/> or every __ yrs <input type="checkbox"/>
Amount of increase offered		
Times offer can be declined		
Age for premium calculation	Current age <input type="checkbox"/> issue age <input type="checkbox"/>	Current age <input type="checkbox"/> issue age <input type="checkbox"/>
• With the inflation benefit, what daily benefit would you receive for		
Nursing Home care in 5 years	\$ _____	\$ _____
In 10 years	\$ _____	\$ _____
In 20 years	\$ _____	\$ _____
Home health care in 5 years	\$ _____	\$ _____
In 10 years	\$ _____	\$ _____
In 20 years	\$ _____	\$ _____
Do increases end after a certain period of years or a certain age?	Yes <input type="checkbox"/> No <input type="checkbox"/>	Yes <input type="checkbox"/> No <input type="checkbox"/>
<i>Increases continue for life of policy if issued after February 1, 2003.</i>		
Is policy maximum adjusted	Yes <input type="checkbox"/> No <input type="checkbox"/>	Yes <input type="checkbox"/> No <input type="checkbox"/>
7. How long do benefits last? (see pages 13-14)		
• Policy maximum	Yrs. _____ or \$ _____	Yrs. _____ or \$ _____
Is there a pool for all benefits?	Yes <input type="checkbox"/> No <input type="checkbox"/>	Yes <input type="checkbox"/> No <input type="checkbox"/>
Are benefits shared with spouse?	Yes <input type="checkbox"/> No <input type="checkbox"/>	Yes <input type="checkbox"/> No <input type="checkbox"/>
• Annual or policy maximums for individual benefits (days or \$)		
Nursing home		
Assisted Living		

	Policy A	Policy B
7. Continued from page 30		
Home health care		
Respite care		
Adult day care		
Homemaker/chore services		
Hospice care		
Alternate care		
Other benefits		
Are benefits restored after a period of not receiving benefits?	Yes <input type="checkbox"/> No <input type="checkbox"/>	Yes <input type="checkbox"/> No <input type="checkbox"/>
How long is the benefit period if different from the maximum?		
When does a new period of confinement start?	#____ days after discharge New condition? Y <input type="checkbox"/> N <input type="checkbox"/>	#____ days after discharge New condition? Y <input type="checkbox"/> N <input type="checkbox"/>

How Do You Qualify for Benefits?

8. What level of need is required? (See pages 14-16)

• Who can certify your condition?		
• Medical necessity due to illness or injury	Yes <input type="checkbox"/> No <input type="checkbox"/>	Yes <input type="checkbox"/> No <input type="checkbox"/>
• Functional incapacity — need help with ADLs	Yes <input type="checkbox"/> No <input type="checkbox"/> How many? _____	Yes <input type="checkbox"/> No <input type="checkbox"/> How many? _____
• Cognitive impairment	Yes <input type="checkbox"/> No <input type="checkbox"/>	Yes <input type="checkbox"/> No <input type="checkbox"/>
Is Alzheimer's covered? Required for policies issued after July 1, 1987.	Yes <input type="checkbox"/> No <input type="checkbox"/>	Yes <input type="checkbox"/> No <input type="checkbox"/>
Prior hospital stay	Yes <input type="checkbox"/> No <input type="checkbox"/>	Yes <input type="checkbox"/> No <input type="checkbox"/>
Prior skilled nursing home care before other levels are covered	Yes <input type="checkbox"/> No <input type="checkbox"/>	Yes <input type="checkbox"/> No <input type="checkbox"/>
Prior nursing home stay before home health care is covered	Yes <input type="checkbox"/> No <input type="checkbox"/>	Yes <input type="checkbox"/> No <input type="checkbox"/>

	Policy A	Policy B
9. What is a qualified place? (see page 16)		
List the types of facilities that are NOT covered by the policy.		
10. Who is a qualified person to give care? (see page 16)		
• Can a family member be paid?		
• Who is a qualified family member?		
• Does the policy pay for training?		
11. How long is the elimination period or deductible before benefits begin? (see page 16)		
• Nursing home care		
• Assisted living		
• Home health care		
• Respite care		
• Adult day care		
• Homemaker/chore services		
• Hospice care		
• Alternate care		
• Other benefits		
How is it satisfied?		
Required only once	Yes <input type="checkbox"/> No <input type="checkbox"/>	Yes <input type="checkbox"/> No <input type="checkbox"/>
New one for repeat stay	Yes <input type="checkbox"/> No <input type="checkbox"/>	Yes <input type="checkbox"/> No <input type="checkbox"/>
Days for different services added together	Yes <input type="checkbox"/> No <input type="checkbox"/>	Yes <input type="checkbox"/> No <input type="checkbox"/>
12. Does the policy use case management? (see page 16)	Yes <input type="checkbox"/> No <input type="checkbox"/>	Yes <input type="checkbox"/> No <input type="checkbox"/>
Is your agreement to the plan of care required?	Yes <input type="checkbox"/> No <input type="checkbox"/>	Yes <input type="checkbox"/> No <input type="checkbox"/>

Other Policy Features

	Policy A	Policy B
13. Does the policy have a waiver of premium? (see page 17)	Yes <input type="checkbox"/> No <input type="checkbox"/>	Yes <input type="checkbox"/> No <input type="checkbox"/>
When does it begin?	___ days after confinement ___ days after benefits start	___ days after confinement ___ days after benefits start
Does it allow refund of extra premium paid?	Yes <input type="checkbox"/> No <input type="checkbox"/>	Yes <input type="checkbox"/> No <input type="checkbox"/>
14. Does policy have a nonforfeiture benefit? (see page 18)	Yes <input type="checkbox"/> No <input type="checkbox"/>	Yes <input type="checkbox"/> No <input type="checkbox"/>
• Selected option		
How long before it's in effect?		
How does the benefit work?		
Premium for this benefit?	\$	\$
• Contingent benefit on lapse	Yes <input type="checkbox"/> No <input type="checkbox"/>	Yes <input type="checkbox"/> No <input type="checkbox"/>
<i>The contingent benefit is automatic if you don't choose the nonforfeiture benefit on policies purchased in Iowa.</i>		
15. If this is a group policy, what conversion options are offered? (see page 19)		
16. Is the policy federally tax-qualified? (see page 19)		
Was the policy issued before 1997? <i>It is tax-qualified unless coverage has been changed.</i>	Yes <input type="checkbox"/> No <input type="checkbox"/>	Yes <input type="checkbox"/> No <input type="checkbox"/>
Is it a tax-qualified policy issued after January 1, 1997.	Yes <input type="checkbox"/> No <input type="checkbox"/>	Yes <input type="checkbox"/> No <input type="checkbox"/>
Do you itemize federal taxes or have large medical expenses?	Yes <input type="checkbox"/> No <input type="checkbox"/>	Yes <input type="checkbox"/> No <input type="checkbox"/>

Annual Cost

	Policy A	Policy B
17. What does the policy cost per year? (see page 21-22)		
• Basic Policy	\$	\$
• Rider #	\$	\$
• Rider #	\$	\$
• Rider #	\$	\$
• Rider #	\$	\$
• Policy or group membership fee	\$	\$
• Less any spouse discount	less \$	less \$
• Less any other discount	less \$	less \$
Total Costs per year:	\$	\$
Do you lose the spouse discount if one spouse dies?	Yes <input type="checkbox"/> No <input type="checkbox"/>	Yes <input type="checkbox"/> No <input type="checkbox"/>

Hybrid Approaches to Long-Term Care Insurance

Life Insurance and Annuities (see page 22-25)

Is this product a good purchase for you at this time?		
Can I add long-term care benefits to an existing policy?		
How are long-term care benefits paid?		
Does a loan against the policy affect the long-term care benefits available?		
How does the policy pay long-term care benefits?		
Who is covered by the policy long-term care benefits?		

	Policy A	Policy B
Life Insurance and Annuities continued		
Are benefits payable for long-term care available immediately?		
How is your premium calculated?		
Consumer Protections (see pages 26-27)		
Is the policy guaranteed renewable? <i>Required for policies issued after July 1, 1987.</i>	Yes <input type="checkbox"/> No <input type="checkbox"/>	Yes <input type="checkbox"/> No <input type="checkbox"/>
Have you named a third party to receive a lapse notice?	Name:	Name:
Can the policy be reinstated if it lapses due to a physical or mental limitation? <i>5-month period allowed for policies issued after January 26, 1994.</i>	Yes <input type="checkbox"/> No <input type="checkbox"/>	Yes <input type="checkbox"/> No <input type="checkbox"/>
Is there a waiting period before pre-existing conditions are covered? <i>Not allowed if replacing a policy you have now.</i>	Yes <input type="checkbox"/> No <input type="checkbox"/>	Yes <input type="checkbox"/> No <input type="checkbox"/>



SMP

Senior Medicare Patrol

can help
you pre-

Preventing Medicare Fraud



PROTECT

Protect yourself against Medicare Fraud.

Treat your Medicare and Social Security numbers like your credit cards.

Never give these numbers to a stranger.



DETECT

Detect possible fraud, errors and abuse.

Review your Medicare statements for mistakes by

Comparing them to your personal records.



REPORT

Report suspected fraud, errors, and abuse.

If you think you have been a target of fraud, report it.

Contact the Iowa SMP at 800-351-4664 (TTY 1-800-735-2942)

SMP is a service of the Iowa Insurance Division and the U.S. Department of Health & Human Services - Administration for Community Living.

CONTACT SHIIP/ SMP

- ◆ To request confidential, objective assistance with Medicare and related health insurance questions.
- ◆ To find the SHIIP / SMP volunteer counselor nearest you.
- ◆ To request a speaker for your group.
- ◆ To request consumer guides and factsheets on Medicare, Medicare supplement insurance, Medicare Advantage plans, Medicare Part D prescription drug coverage, assistance with your Medicare costs and more . . .

1-800-351-4664
(TTY 1-800-735-2942)
Website: shiip.iowa.gov
Email: shiip@iid.iowa.gov



THE SENIOR HEALTH INSURANCE INFORMATION PROGRAM is a
service of the State of Iowa